

**Year: XIX**

**ISSUE: 183**

**Volume: 233**

# **Nepal Telecommunications Authority**

## **Telecommunication Indicators**

**Chaitra, 2080 (March 14– April 12, 2024)**

P.O. Box No. 9754  
Jamal, Kathmandu, Nepal  
Phone No.: +977-1-5355474  
Fax No.: +977-1-5355250  
E-mail: ntra@nta.gov.np, info@nta.gov.np  
Website: www.nta.gov.np

Published on  
Baisakh, 2081

## Table of Contents

1. <b>Voice Telephony</b> .....	3
1.1 Subscription of Voice Telephony Service.....	3
1.2 Service wise Market Proportion of Voice Service (Based on Subscription) .....	4
1.3 Operator-wise Market Proportion of Voice Service (Based on Sim Subscription) ....	5
1.4 Population Penetration (%) of Voice Service (Based on Subscription).....	6
2. <b>Internet Service</b> .....	7
2.1 Subscription of Broadband Internet Service .....	7
2.2 Market Proportion of Data Service (Technology-wise).....	8
2.3 Market Proportion of Mobile Broadband Service (Based on Sim Subscription).....	9
2.4 Population Penetration of Broadband Service (Based on Subscription).....	10
2.5 List of Top Twenty Internet Service Providers ( Based on Number of subscriber- Fixed Broadband).....	11
2.6 Market proportion of Fixed Broadband service (Operator-wise).....	12
2.7 Technology used in Broadband Service.....	13

# 1. Voice Telephony

## 1.1 Subscription of Voice Telephony Service

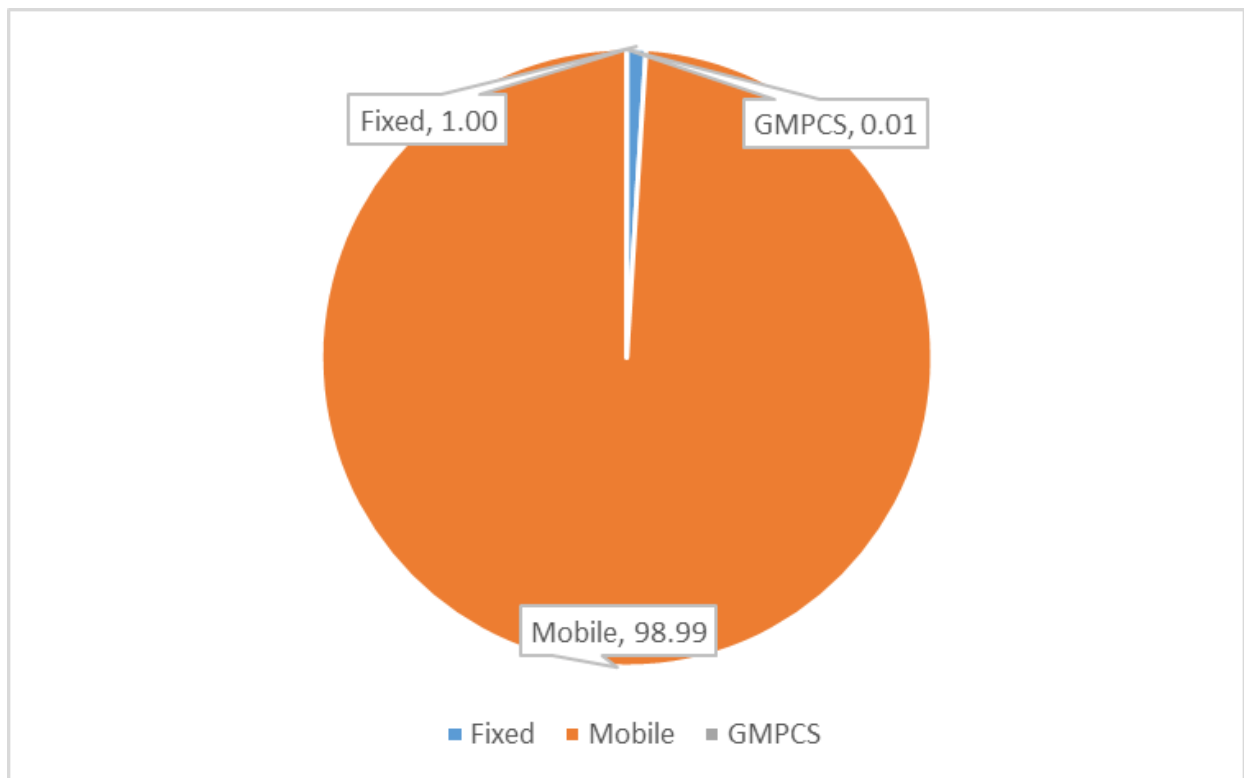
Operator	Service	Technology	Total	
Nepal Doorsanchar Company Ltd.	Fixed	PSTN	-	354,070
		FTTH Voice	354070	
		VSAT		
		WLL#		
Ncell Axiata Ltd.	Mobile	CDMA		34875468
		GSM/IMT	21923405	
		GSM/IMT	12,952,063	
Others	GMPCS	GMPCS	2986	2,986
<b>Total</b>				<b>35,232,524</b>

**Population Projection (2011-2031): 2,91,64,578 (Source: cbs.gov.np)**

**# CDMA/ WLL service phased out by Nepal Telecom from Shrawan, 2080.**

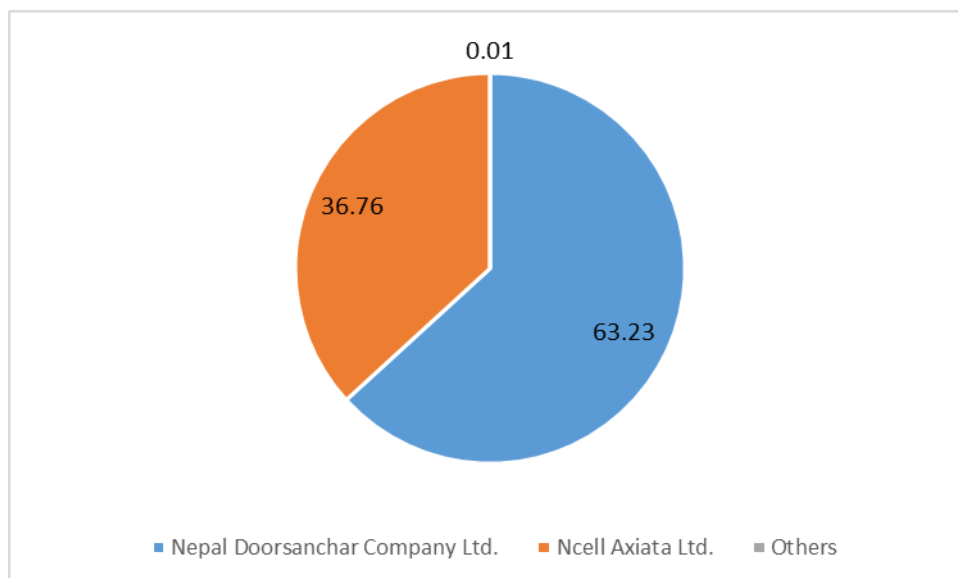
## 1.2 Service wise Market Proportion of Voice Service (Based on Subscription)

Voice Telephony Service	Number of Subscriber	Market Proportion (%)
Fixed	354070	1.00
Mobile	34875468	98.99
GMPCS	2986	0.01
Total	35232524	100.00



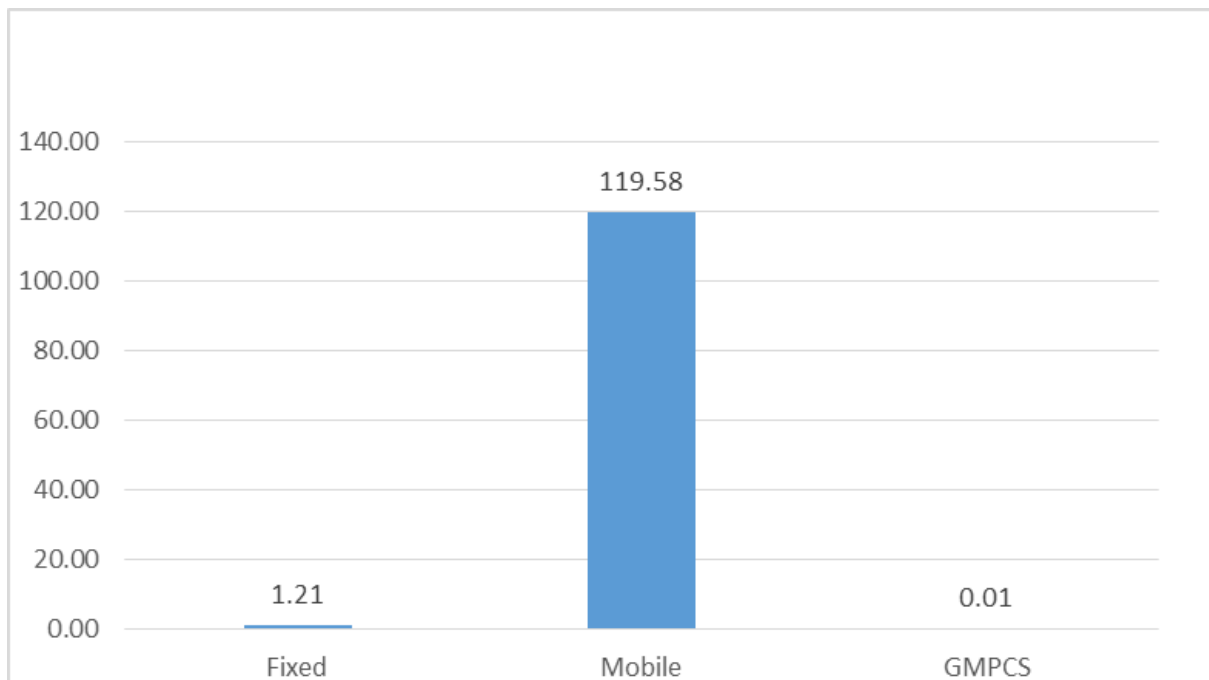
### 1.3 Operator-wise Market Proportion of Voice Service (Based on Sim Subscription)

Operator	Number of Subscriber	Market Proportion (%)
Nepal Doorsanchar Company Ltd.	22277475	63.23
Ncell Axiata Ltd.	12952063	36.76
Others	2986	0.01
Total	35232524	100.00



### 1.4 Population Penetration (%) of Voice Service (Based on Subscription)

Voice Telephony Service	Number of Subscriber	Population Penetration (%)
Fixed	354070	1.21
Mobile	34875468	119.58
GMPCS	2986	0.01
Total	35232524	120.81



## 2. Internet Service

### 2.1 Subscription of Broadband Internet Service

Services		Users			Total
		Nepal Doorsanchar Company Ltd.	Ncell Axiata Ltd.	ISPs	
Fixed Broadband (Wired)	ADSL/Cable	37,591	-	96	37,687
	FTTH	1,282,525	-	12,915,788	14,198,314
Fixed Broadband (Wireless)	Radio (WIFI)	-	-	44,185	44,185
Mobile Broadband	3G	5632835	1,597,992	-	7,230,827
	4G	14812629	6,019,732	-	20,832,361
	EVDO				-
Total		21,765,580	7,617,724	12,960,070	42,343,373

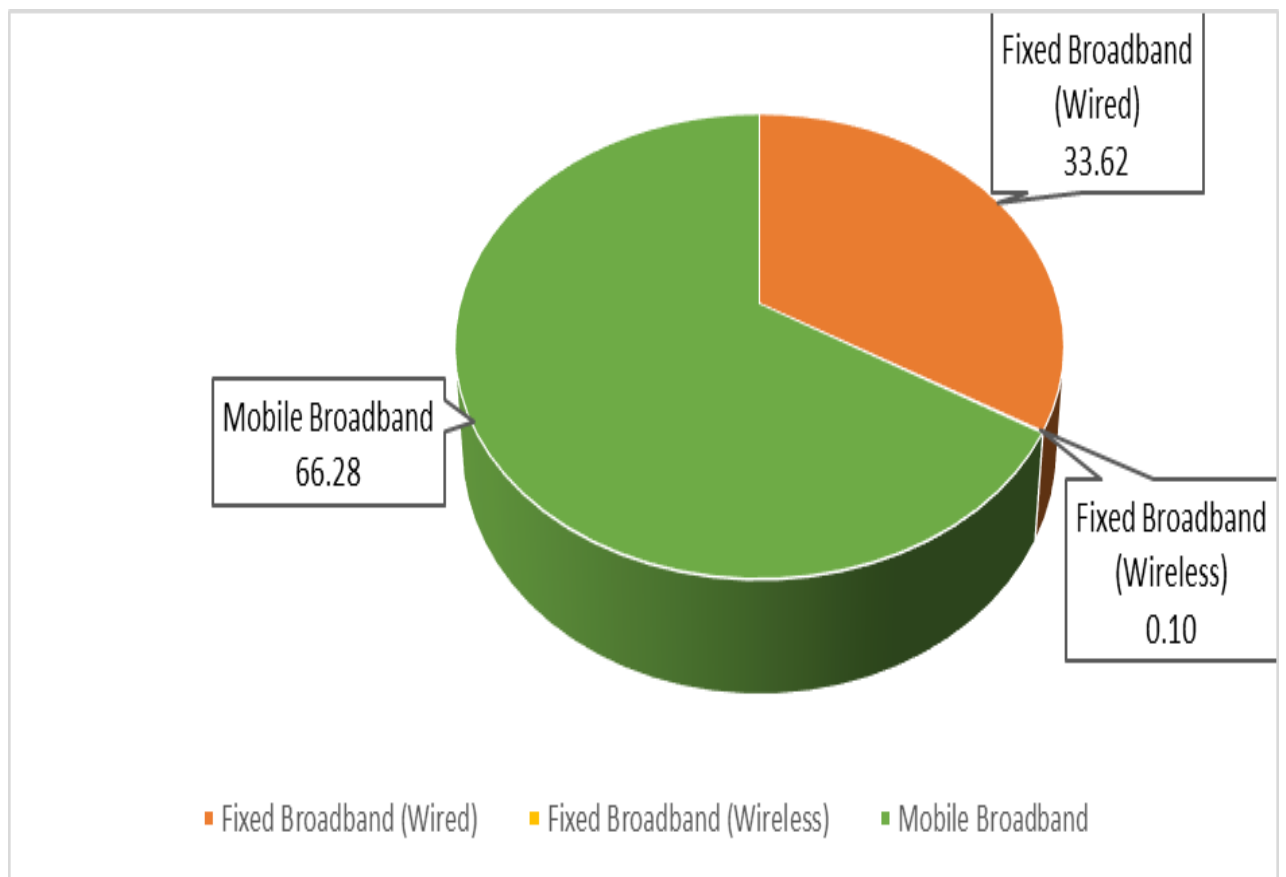
**Note:** Data/Internet Service through GPRS Service is excluded in Broadband subscription.

# 1 Connection equal to 4.37 subscribers for fixed broadband (Source: cbs.gov.np)

# EVDO service phased out by Nepal Telecom from Shrawan, 2080.

## 2.2 Market Proportion of Data Service (Technology-wise)

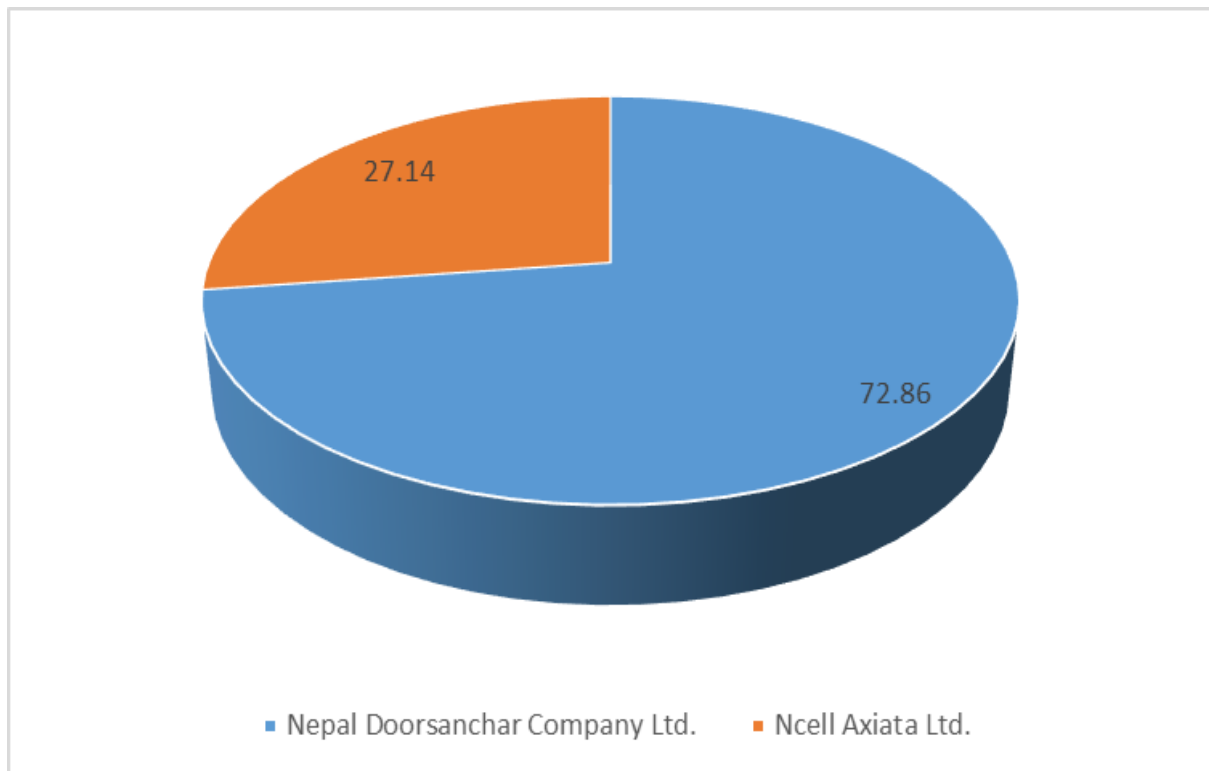
Broadband Services	Number of Subscription	Market Proportion (%)
Fixed Broadband (Wired)	14236000	33.62
Fixed Broadband (Wireless)	44185	0.10
Mobile Broadband	28063188	66.28
<b>Total Broadband Service</b>	<b>42343373</b>	<b>100.00</b>





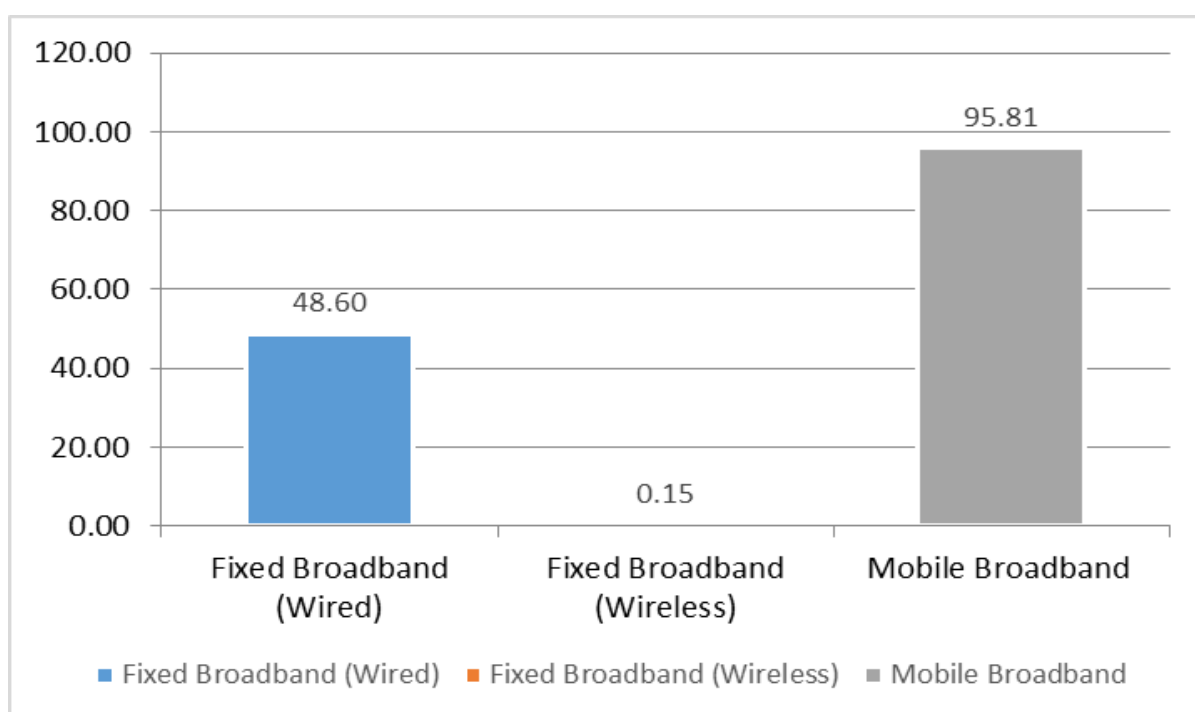
### 2.3 Market Proportion of Mobile Broadband Service (Based on Sim Subscription)

Operator	Number of Subscription	Market Proportion (%)
Nepal Doorsanchar Company Ltd.	20445464	72.86
Ncell Axiata Ltd.	7617724	27.14
Total	28063188	100.00



## 2.4 Population Penetration of Broadband Service (Based on Subscription)

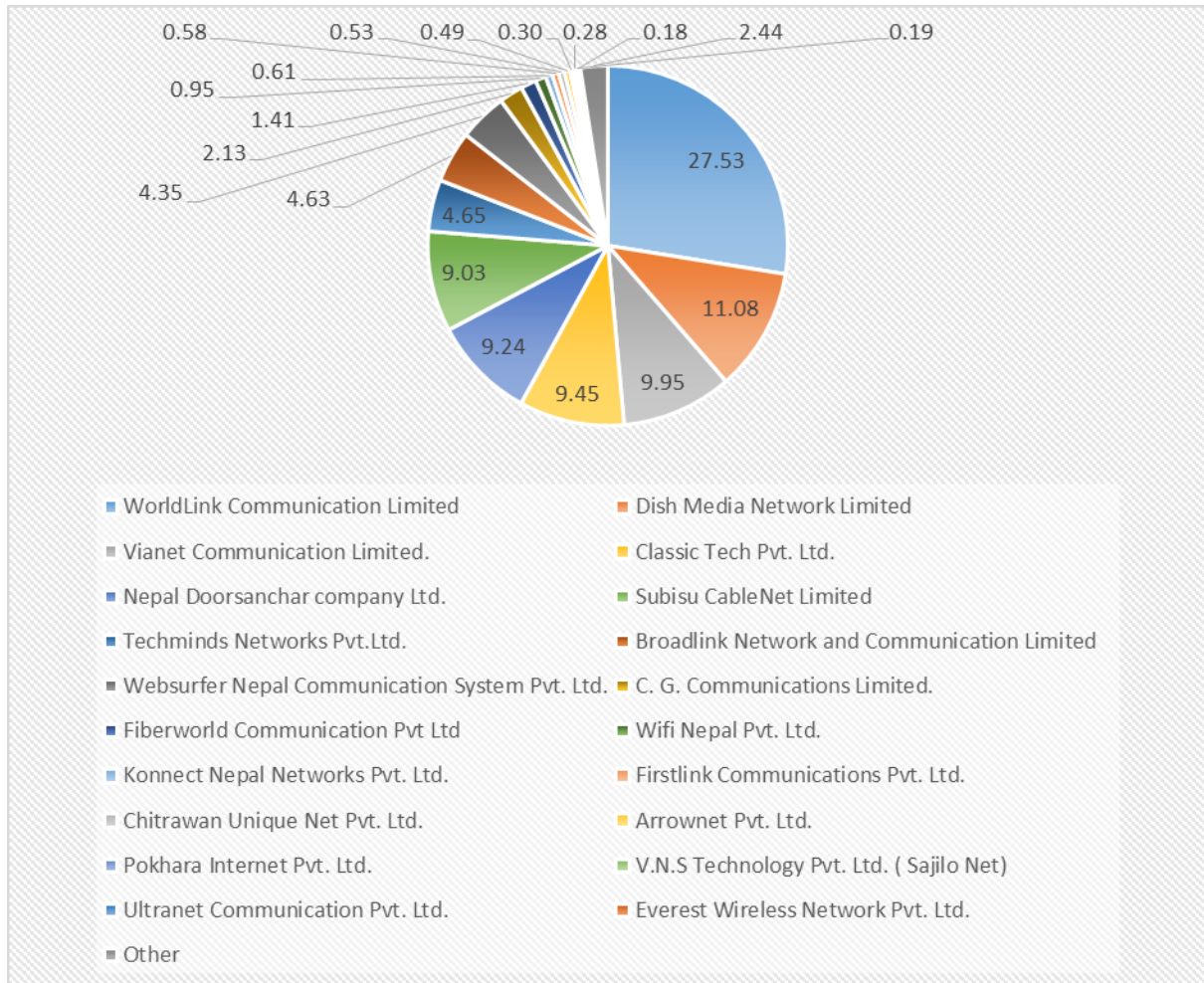
Broadband Services	Number of Subscription	No.of Population	Population Penetration(%)
Fixed Broadband (Wired)	3257666	14236000	48.60
Fixed Broadband (Wireless)	10111	44185	0.15
Mobile Broadband	28063188	28063188	95.81
	<b>31330965</b>	<b>42343373</b>	144.56
Family Size			4.37
Population of Nepal(2078)			<b>29,291,746</b>



## 2.5 List of Top Twenty Internet Service Providers ( Based on Number of subscriber-Fixed Broadband)

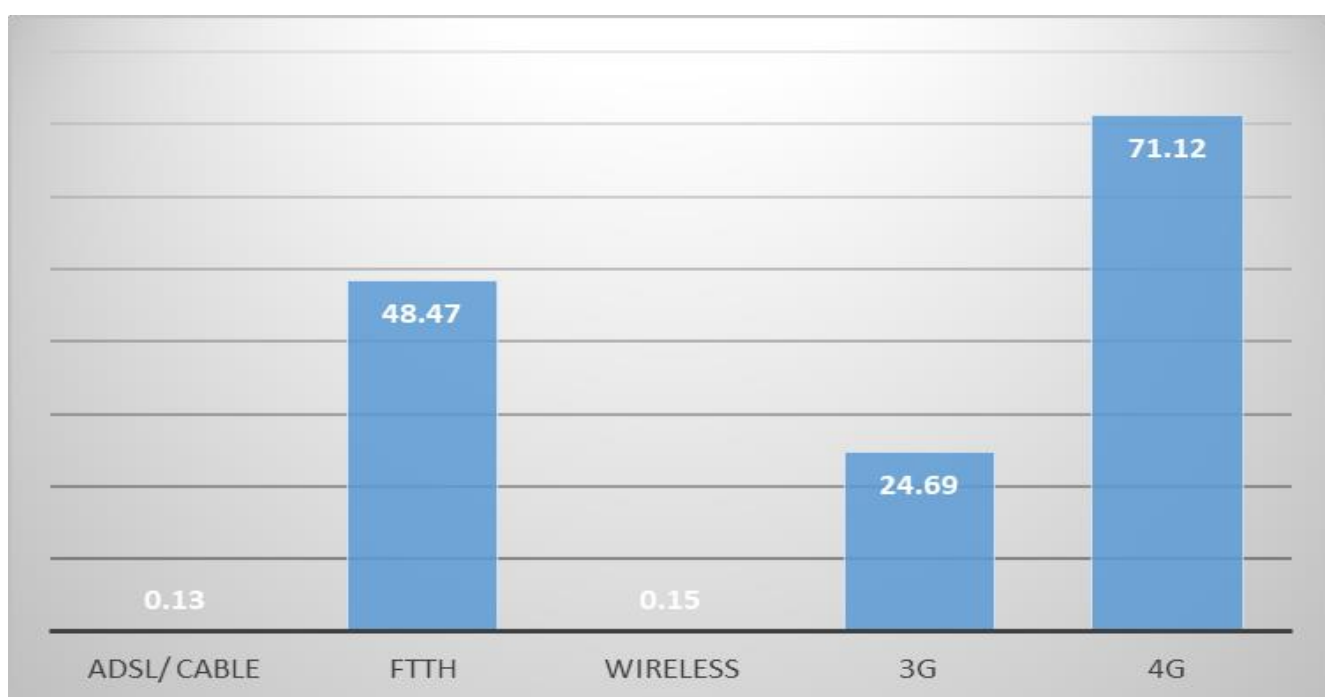
S.no.	Operator	Fiber	ADSL/ Cable	Wireless	Total	Market Share (in %)
1	WorldLink Communication Limited	898935	17	527	899479	27.53
2	Dish Media Network Limited	362135	0	0	362135	11.08
3	Vianet Communication Limited.	325004	0	0	325004	9.95
4	Classic Tech Pvt. Ltd.	308152	0	703	308855	9.45
5	Nepal Doorsanchar company Ltd.	293484	8602	0	302086	9.24
6	Subisu CableNet Limited	292885	5	2056	294946	9.03
7	Techminds Networks Pvt.Ltd.	150771	0	1217	151988	4.65
8	Broadlink Network and Communication Limited	150642	0	533	151175	4.63
9	Websurfer Nepal Communication System Pvt. Ltd.	139955	0	2140	142095	4.35
10	C. G. Communications Limited.	69693	0	0	69693	2.13
11	Fiberworld Communication Pvt Ltd	45986	0	0	45986	1.41
12	Wifi Nepal Pvt. Ltd.	31108	0	0	31108	0.95
13	Konnect Nepal Networks Pvt. Ltd.	19855	0	0	19855	0.61
14	Firstlink Communications Pvt. Ltd.	18955	0	0	18955	0.58
15	Chitrawan Unique Net Pvt. Ltd.	17451	0	0	17451	0.53
16	ArrowNet Pvt. Ltd.	15945	0	70	16015	0.49
17	Pokhara Internet Pvt. Ltd.	9495	0	181	9676	0.30
18	V.N.S Technology Pvt. Ltd. ( Sajilo Net)	9294	0	0	9294	0.28
19	Ultranet Communication Pvt. Ltd.	6208	0	50	6258	0.19
20	Everest Wireless Network Pvt. Ltd.	4760	0	1176	5936	0.18
21	Other	78329	0	1458	79787	2.44
<b>Total</b>		3249042	8624	10111	3267777	100.00

## 2.6 Market proportion of Fixed Broadband service (Operator-wise)



## 2.7 Technology used in Broadband Service

Technology	Number of user	Population Penetration Proportion (%)
ADSL/ Cable	37687	0.13
FTTH	14198314	48.47
Wireless	44185	0.15
<b>3G</b>	<b>7230827</b>	24.69
4G	<b>20832361</b>	71.12
Total	<b>42343373</b>	144.56
Family Size		4.37
Population of Nepal(2078)		<b>29,291,746</b>



### **Contact:**

Nepal Telecommunications Authority

Jamal, Kathmandu

Phone No.: +977-1-5355474

Fax No.: +977-1-5355250

E-mail: [info@nta.gov.np](mailto:info@nta.gov.np), [ntra@nta.gov.np](mailto:ntra@nta.gov.np)